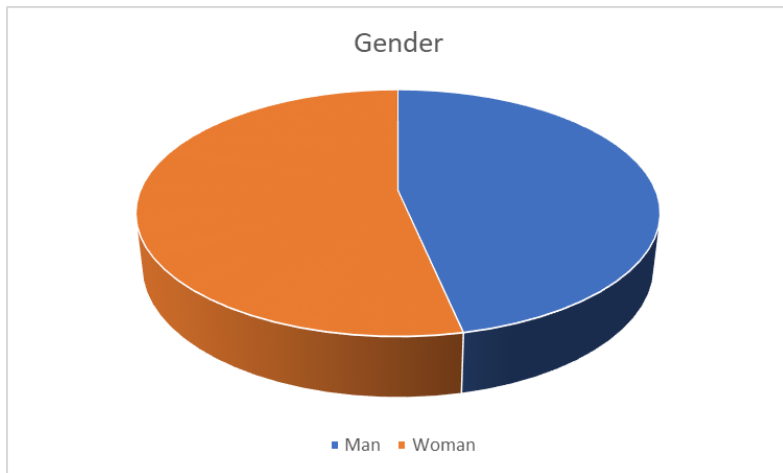
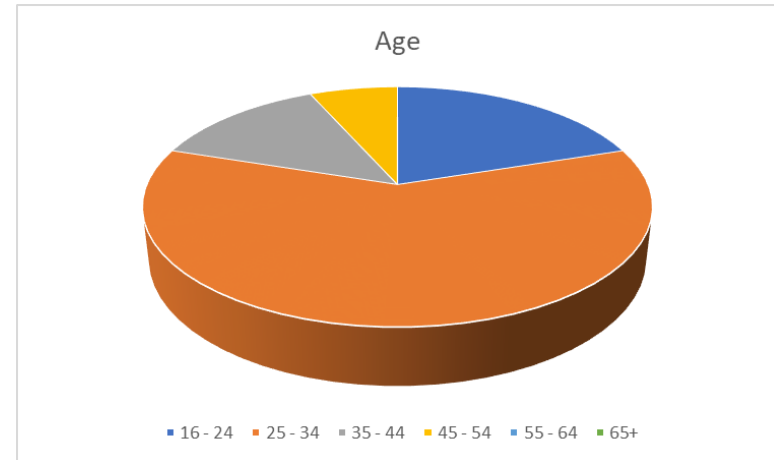


Bank View Solicitors' Equality and Diversity Data 2019

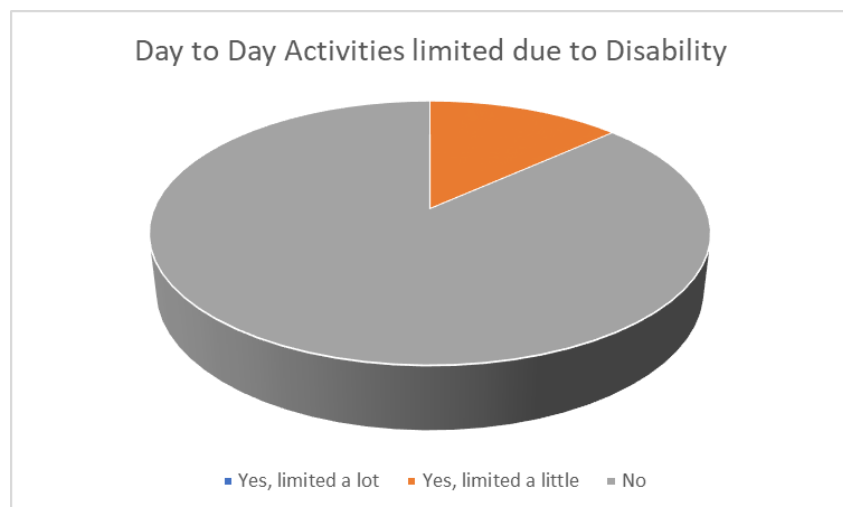
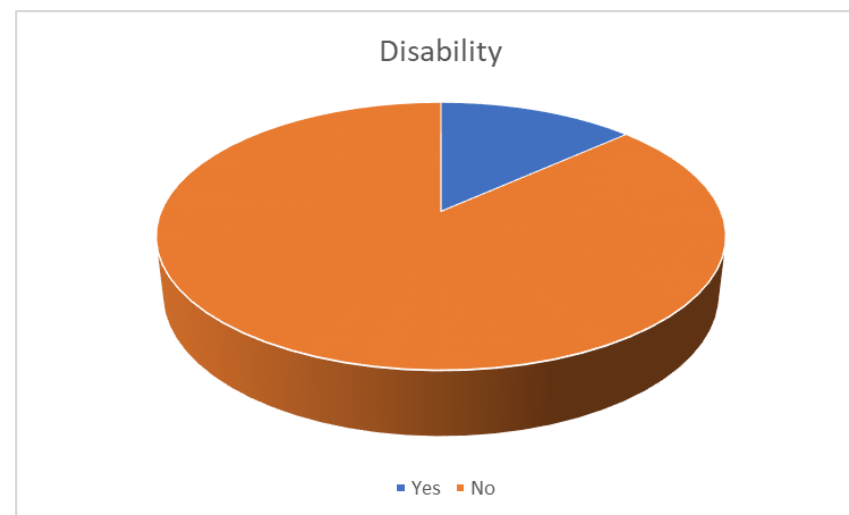
Age	Partners	Solicitor	Other FEs	Supporting FEs	Total
16 - 24				20.00%	20.00%
25 - 34	13.33%	13.33%	26.67%	6.67%	60.00%
35 - 44	6.67%		6.67%		13.33%
45 - 54			6.67%		6.67%
55 - 64					
65+					
Total	20.00%	13.33%	40.00%	26.67%	100.00%



Gender	Partners	Solicitor	Other FEs	Supporting FEs	Total
Man	20.00%	13.33%	6.67%	6.67%	46.67%
Woman			33.33%	20.00%	53.33%
Total	20.00%	13.33%	40.00%	26.67%	100.00%

Bank View Solicitors' Equality and Diversity Data 2019

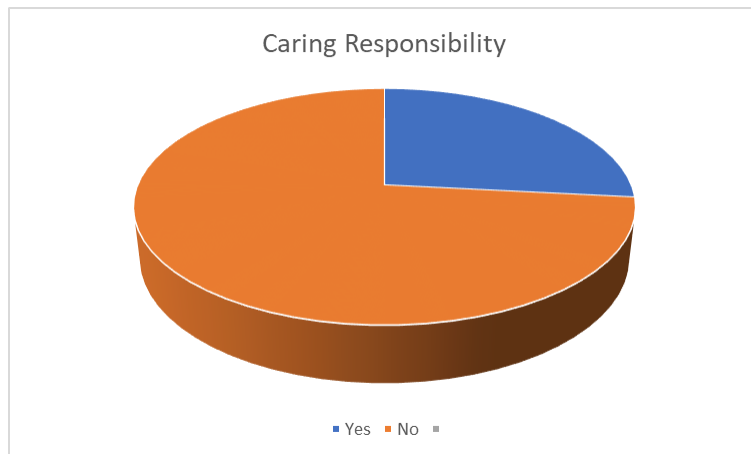
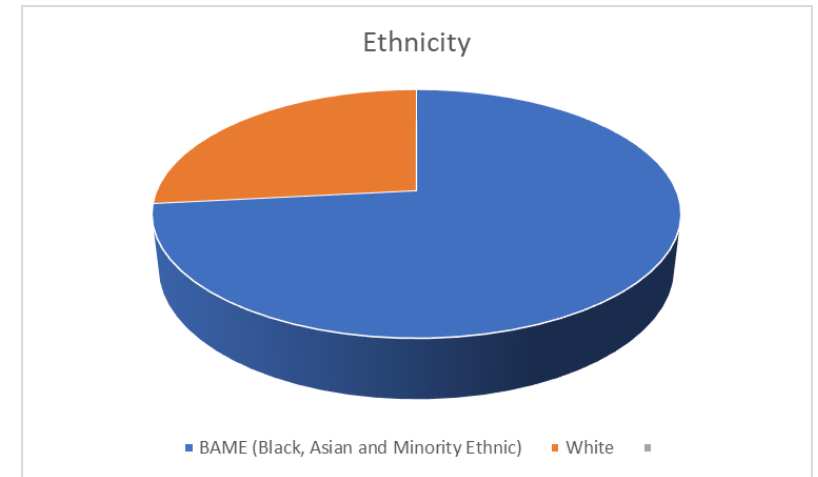
Disability	Partners	Solicitor	Other FEs	Supporting FEs	Total
Yes			13.33%		13.33%
No	20.00%	13.33%	26.67%	26.67%	86.67%
Total	20.00%	13.33%	40.00%	26.67%	100.00%



Individuals whose day to day activities are limited because of a health problem or disability which has lasted, or is expected to last, at least 12 months	Partners	Solicitor	Other FEs	Supporting FEs	Total
Yes, limited a lot					
Yes, limited a little			13.33%		13.33%
No	20.00%	13.33%	26.67%	26.67%	86.67%
Total	20.00%	13.33%	40.00%	26.67%	100.00%

Bank View Solicitors' Equality and Diversity Data 2019

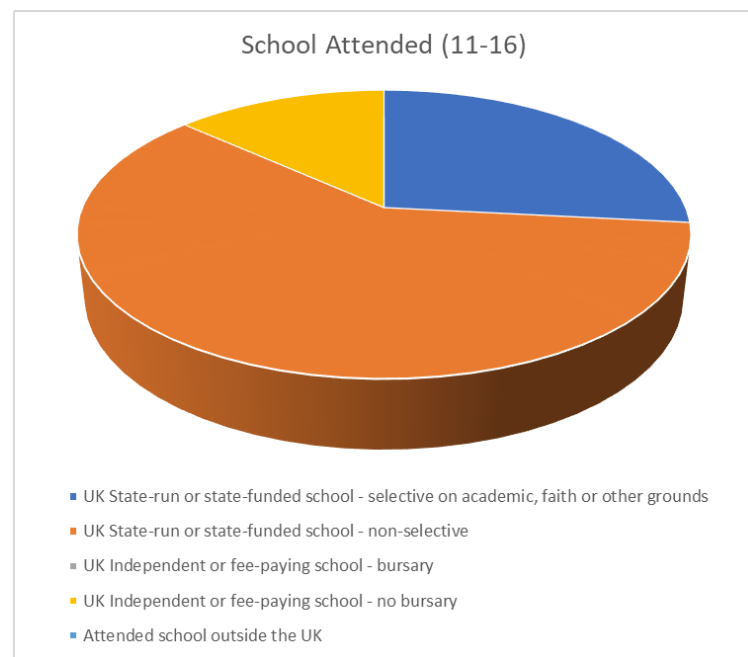
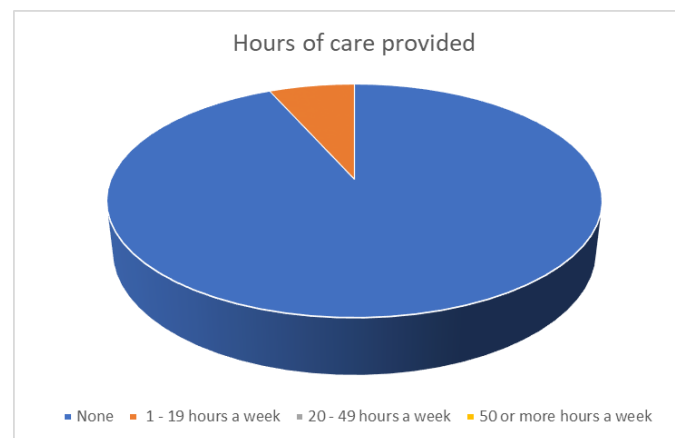
Ethnicity	Partners	Solicitor	Other FEs	Supporting FEs	Total
BAME (Black, Asian and Minority Ethnic)	20.00%	6.67%	26.67%	20.00%	73.33%
White		6.67%	13.33%	6.67%	26.67%
Total	20.00%	13.33%	40.00%	26.67%	100.00%



Caring Responsibility	Partners	Solicitor	Other FEs	Supporting FEs	Total
Yes	6.67%	6.67%	13.33%		26.67%
No	13.33%	6.67%	26.67%	26.67%	73.33%
Total	20.00%	13.33%	40.00%	26.67%	100.00%

Bank View Solicitors' Equality and Diversity Data 2019

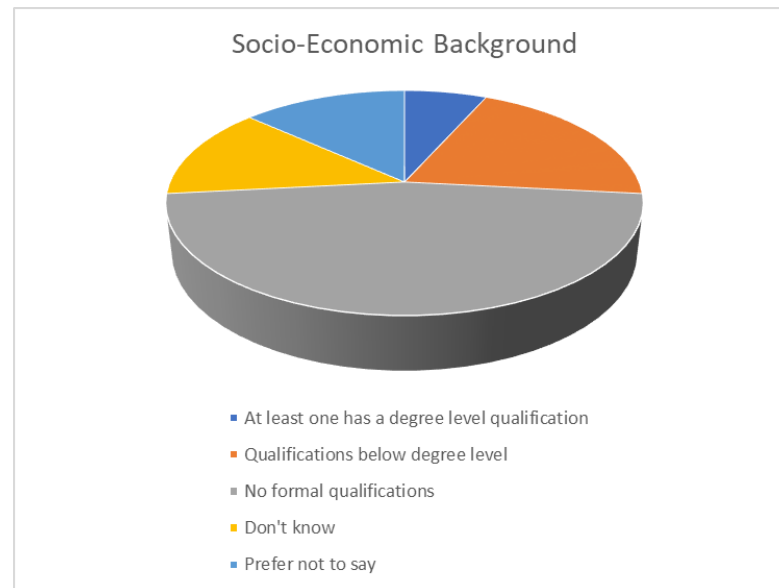
Number of Hours of care provided	Partners	Solicitor	Other FEs	Supporting FEs	Total
None	20.00%	13.33%	40.00%	20.00%	93.33%
1 - 19 hours a week				6.67%	6.67%
20 - 49 hours a week					
50 or more hours a week					
Total	20.00%	13.33%	40.00%	26.67%	100.00%



Type of School attended from 11-16	Partners	Solicitor	Other FEs	Supporting FEs	Total
UK State-run or state-funded school - selective on academic, faith or other grounds		6.67%	6.67%	13.33%	26.67%
UK State-run or state-funded school - non-selective	20.00%	6.67%	26.67%	6.67%	60.00%
UK Independent or fee-paying school - bursary					
UK Independent or fee-paying school - no bursary			6.67%	6.67%	13.33%
Attended school outside the UK					
Total	20.00%	13.33%	40.00%	26.67%	100.00%

Bank View Solicitors' Equality and Diversity Data 2019

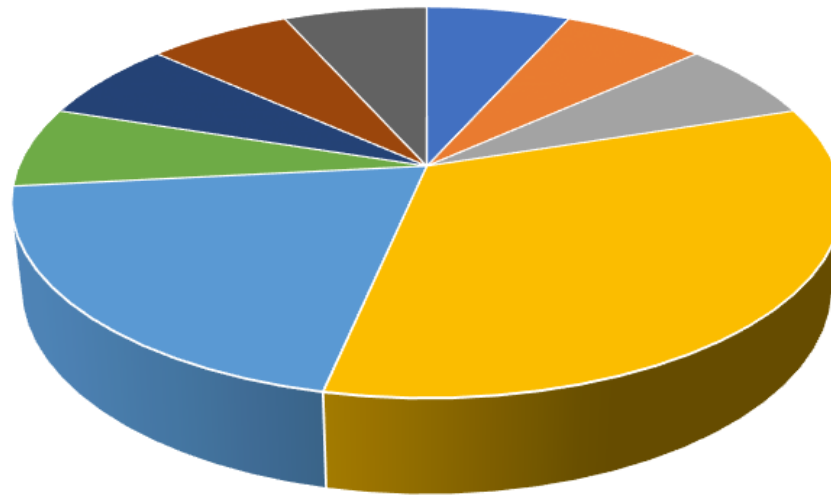
Highest level of qualifications achieved by either of your parent(s)/guardian(s)	Partners	Solicitor	Other FEs	Supporting FEs	Total
At least one has a degree level qualification			6.67%		6.67%
Qualifications below degree level		6.67%	6.67%	6.67%	20.00%
No formal qualifications	20.00%	6.67%	13.33%	6.67%	46.67%
Don't know			6.67%	6.67%	13.33%
Prefer not to say			6.67%	6.67%	13.33%
Total	20.00%	13.33%	40.00%	26.67%	100.00%



Bank View Solicitors' Equality and Diversity Data 2019

Work of the main income earner at 14	Partners	Solicitor	Other FEs	Supporting FEs	Total
Modern professional occupations such as: teacher/lecturer, nurse, physiotherapist, social worker, welfare officer, artist, musician, police officer (sergeant or above), software designer		6.67%	0.00%		6.67%
Clerical and intermediate occupations such as: secretary, personal assistant, clerical worker, office clerk, call centre agent, nursing auxiliary, nursery nurse			6.67%		6.67%
Technical and craft occupations such as: motor mechanic, fitter, inspector, plumber, printer, tool maker, electrician, gardener, train driver			6.67%		6.67%
Semi-routine manual and service occupations such as: postal worker, machine operative, security guard, caretaker, farm worker, catering assistant, receptionist, sales assistant	20.00%		13.33%		33.33%
Routine manual and service occupations such as: HGV driver, van driver, cleaner, porter, packer, sewing machinist, messenger, labourer, waiter / waitress, bar staff		6.67%	6.67%	6.67%	20.00%
Long term unemployed (claimed Jobseeker's Allowance or earlier unemployment benefit for more than a year)				6.67%	6.67%
Other				6.67%	6.67%
Don't know				6.67%	6.67%
Prefer not to say			6.67%		6.67%
Total	20.00%	13.33%	40.00%	26.67%	100.00%

Socio-Economic Background



- Modern professional occupations such as: teacher/lecturer, nurse, physiotherapist, social worker, welfare officer, artist, musician, police officer (sergeant or above), software designer
- Clerical and intermediate occupations such as: secretary, personal assistant, clerical worker, office clerk, call centre agent, nursing auxiliary, nursery nurse
- Technical and craft occupations such as: motor mechanic, fitter, inspector, plumber, printer, tool maker, electrician, gardener, train driver
- Semi-routine manual and service occupations such as: postal worker, machine operative, security guard, caretaker, farm worker, catering assistant, receptionist, sales assistant
- Routine manual and service occupations such as: HGV driver, van driver, cleaner, porter, packer, sewing machinist, messenger, labourer, waiter / waitress, bar staff
- Long term unemployed (claimed Jobseeker's Allowance or earlier unemployment benefit for more than a year)
- Other